

SWELL COLLECTION



normann
COPENHAGEN

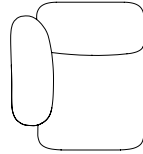


SOFT SHAPES AND SUBLIME SITTING COMFORT

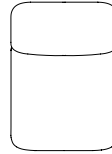
Swell is a minimalistic furniture collection with a playful, light-hearted feel designed by the Swedish designer Jonas Wagell. The Scandinavian simplicity of the design is accentuated by a stringent design without unnecessary details. In spite of this, Swell oozes with character and personality and its soft, curved shapes make it both inviting and provide a fantastic sitting comfort.

The name Swell is a reference to rising bread with its full shape, consisting of a robust padded back and seat and two curvy armrests. The stitching on the back and the seat divides the sofa into sections and completes the feel.


COLLECTION OVERVIEW



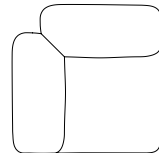
**Swell Modular Sofa
100 Left Armrest**
H: 70 x W: 85 x D: 95 x SH: 42 cm



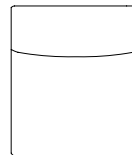
**Swell Modular Sofa
110 Center**
H: 70 x W: 67 x D: 95 x SH: 42 cm



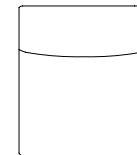
**Swell Modular Sofa
120 Right Armrest**
H: 70 x W: 85 x D: 95 x SH: 42 cm



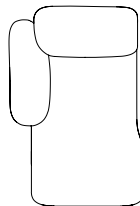
**Swell Modular Sofa
150 Corner**
H: 71 x W: 90 x D: 90 x SH: 44 cm



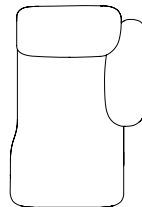
**Swell Modular Sofa
330 Open Left Side**
H: 70 x W: 67 x D: 95 x SH: 42 cm



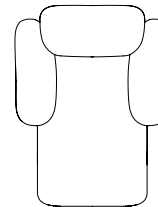
**Swell Modular Sofa
340 Open Right Side**
H: 70 x W: 67 x D: 95 x SH: 42 cm



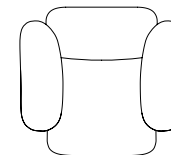
**Swell Modular Sofa
400 Chaise Longue Left Armrest**
H: 70 x W: 90 x D: 133 x SH: 42 cm



**Swell Modular Sofa
420 Chaise Longue Right Armrest**
H: 70 x W: 90 x D: 133 x SH: 42 cm



**Swell Modular Sofa
500 Chaise Longue**
H: 70 x W: 105 x D: 133 x SH: 42 cm



Swell Armchair
H: 70 x W: 102 x D: 93 x SH: 42 cm





PRODUCT FACTS

Description

Swell is a minimalistic collection of furniture for the living room with a playful, light-hearted feel. The soft, curved silhouettes give the furniture pieces an inviting look and ensure a fantastic sitting comfort. Swell can be built up from 10 different modules and is available in a wide variety of textiles and leathers. Add up the parts you want and create a customized sofa design. Swell is also available in an armchair variant.

Designer / Year Of Design

Jonas Wagell / 2013

Material

Seat: FSC™ certified (FSC-C163461) plywood and plywood from other controlled sources. HR foam filling.

Legs: FSC™ certified (FSC-C163461) ash and ash from other controlled sources. Painted.

Construction

Swell can be built up from 10 different modules. The seat frame is crafted from FSC™ certified (FSC-C163461) plywood and plywood from other sources. It also includes No-Sag springs with HR 38 cold foam on the seat and HR 35 cold foam on the back and armrests. Over this, is a layer of supersoft S25 cold foam which ensures optimal comfort. The legs are made from FSC™ ash and ash from other controlled sources. The wood is painted.

Maintenance

Clean with textile or upholstery cleaner. Frequent vacuuming with a soft fitting is recommended to preserve color and appearance.


Accessories

Comes with felt glides. See [Glides Overview](#).



MATERIAL OPTIONS

Legs



Black

Upholstery (all available in several colors)

- Camira:** Synergy, Main Line Flax, Aquarius, Oceanic and Yoredale
- Kvadrat:** Remix 3, Canvas, Steelcut Trio, Hallingdal, Divina, Divina MD, Divina melange, Fiord, Vidar, Sahco Elle, Sahco Zero
- Sørensen Leather:** Ultra

The listed upholstery options come in a wide range of colors. See our [Material Guide](#) for color references.

Contact

Normann Copenhagen

Niels Hemmingsens Gade 12, 1153 Copenhagen, Denmark

normann@normann-copenhagen.com

+45 35 55 44 59

normann

C O P E N H A G E N