

**FRAME SOFA SYSTEM WORKSHEET**

The Frame Sofa System by Neri&Hu is a modular seating system that comprises twelve key modules, offering almost limitless possible configurations. Each module features a wooden frame structure.

A complete list of modules can be found on pages 2 - 4, including measurements and cushion counts.

Find common configurations on pages 5 - 7. Numerous other configurations are also possible, by combining the modules in a variety of ways.

Connection hardware will be provided to fix the individual modules into the configuration ordered.

Each module's seat and arm measurements are:  
seat height 44.5cm, arm height 72.5 cm  
seat height 17 1/2 ", arm height 28 1/2 "

Sofa depths vary according to module/configuration thus: The upholstered depth is 86cm (34"), and where the wooden frame appears on the backrest, this adds 5cm to the overall depth for a total depth of 91cm (35 4/5").

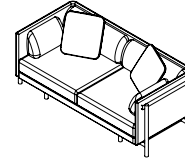
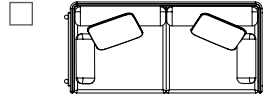
Brass Trays may also be ordered to attach to the wooden frames, as pictured below. PLEASE NOTE: The wooden frames come in two different widths according to their placement on the sofa. Only the wider frames (generally located on the sides of modules) are wide enough to accommodate a brass tray, while the narrower wooden frames (generally positioned on the backs of modules) cannot. The drawings on the following pages include the wooden frames, so please note the distance between the vertical poles on the frames when choosing trays.



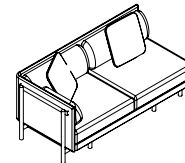
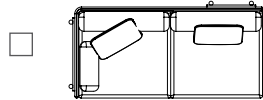
O  
1  
F  
R  
A  
M  
E  
W  
O  
R  
K  
S  
H  
E  
E  
T

**MODULES - SHORT**

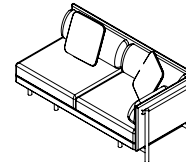
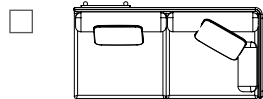
766SA FRAME SHORT SOFA WITH ARMS  
 Cushions: 2x seat, 2x back,  
 2x arm, 2x small throw  
 W188 × D86 × H74.5 cm  
 W74 × D34 × H29 1/3 "



766SBL FRAME SHORT SOFA -  
 ONE ARMED LEFT HAND

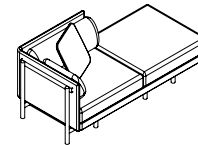
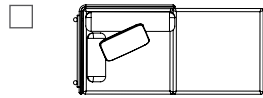


766SBR FRAME SHORT SOFA -  
 ONE ARMED RIGHT HAND

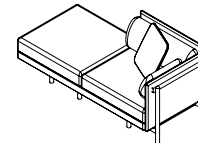
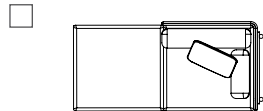


Cushions: 2x seat, 2x back,  
 1x arm, 2x small throw  
 W180.5 × D91 × H74.5 cm  
 W71 × D35 4/5 × H29 1/3 "

766SCL FRAME SHORT DAYBED  
 - LEFT HAND

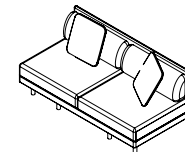
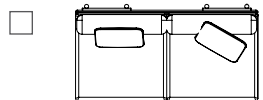


766SCR FRAME SHORT DAYBED  
 - RIGHT HAND



Cushions: 2x seat, 1x back,  
 1x arm, 1x small throw  
 W180.5 × D86 × H74.5 cm  
 W71 × D34 × H29 1/3 "

766SD FRAME SHORT SOFA - NO ARMS  
 Cushions: 2x seat, 2x back,  
 2x small throw  
 W170 × D91 × H74.5 cm  
 W67 × D35 4/5 × H29 1/3 "



DATE:

ORDER ID:

CLIENT NAME:

# OF BRASS TRAYS:

Please draw your chosen configuration overleaf, or alternatively,  
 select one or more of the modules or common configurations.

By signing below, the client confirms the configuration of the unit  
 ordered.

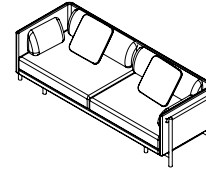
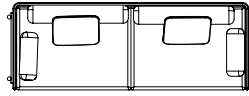
\_\_\_\_\_  
 Client signature Date

\_\_\_\_\_  
 Sales Associate signature Date

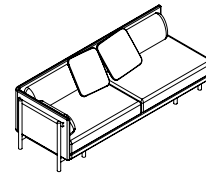
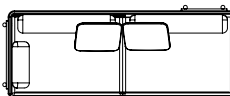
0  
2  
F  
R  
A  
M  
E  
W  
O  
R  
K  
S  
H  
E  
E  
T

**MODULES - MEDIUM**

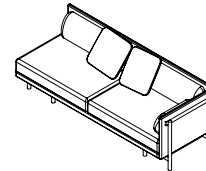
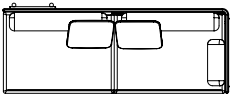
766MA FRAME MEDIUM SOFA WITH ARMS  
 Cushions: 2x seat, 2x back,  
 2x arm, 2x small throw  
 W238 x D86 x H74.5 cm  
 W93 3/4 x D35 4/5 x H29 1/3 "



766MBL FRAME MEDIUM SOFA -  
 ONE ARMED LEFT HAND

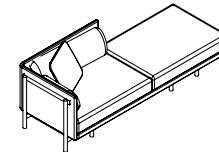
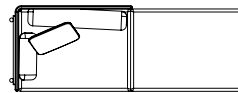


766MBR FRAME MEDIUM SOFA -  
 ONE ARMED RIGHT HAND

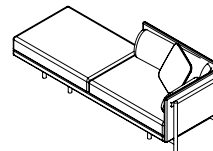
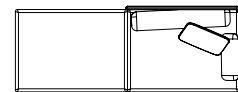


Cushions: 2x seat, 2x back,  
 1x arm, 2x small throw  
 W230.5 x D91 x H74.5 cm  
 W90 3/4 x D35 4/5 x H29 1/3 "

766MCL FRAME MEDIUM DAYBED -  
 LEFT HAND

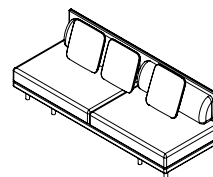
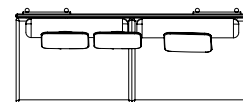


766MCR FRAME MEDIUM DAYBED -  
 RIGHT HAND



Cushions: 2x seat, 1x back,  
 1x arm, 1x small throw  
 W230.5 x D86 x H74.5 cm  
 W90 3/4 x D34 x H29 1/3 "

766MD FRAME MEDIUM SOFA - NO ARMS  
 Cushions: 2x seat, 2x back,  
 3x small throw  
 W221.5 x D91 x H74.5 cm  
 W87 1/5 x D35 4/5 x H29 1/3 "



DATE:

ORDER ID:

CLIENT NAME:

# OF BRASS TRAYS:

Please draw your chosen configuration overleaf, or alternatively,  
 select one or more of the modules or common configurations.

By signing below, the client confirms the configuration of the unit  
 ordered.

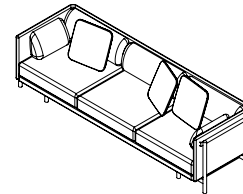
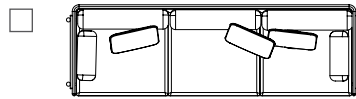
\_\_\_\_\_  
 Client signature Date

\_\_\_\_\_  
 Sales Associate signature Date

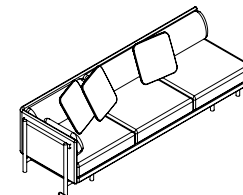
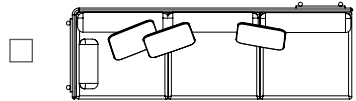
O  
3  
F  
R  
A  
M  
E  
W  
O  
R  
K  
S  
H  
E  
E  
T

**MODULES - LONG**

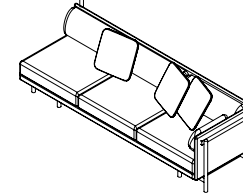
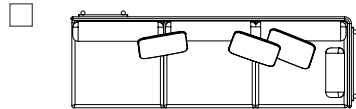
766LA FRAME LONG SOFA WITH ARMS  
 Cushions: 3x seat, 3x back  
 2x arm, 3x small throw  
 W273 x D86 x H74.5 cm  
 W107 1/2 x D34 x H29 1/3 "



766LBL FRAME LONG SOFA -  
 ONE ARMED LEFT HAND

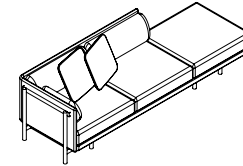
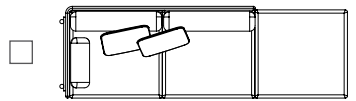


766LBR FRAME LONG SOFA -  
 ONE ARMED RIGHT HAND

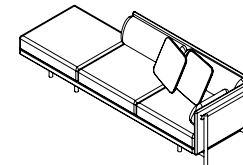
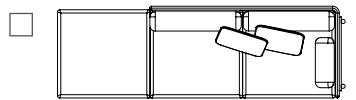


Cushions: 3x seat, 3x back,  
 1x arm, 3x small throw  
 W265.5 x D91 x H74.5 cm  
 W104 1/2 x D35 4/5 x H29 1/3 "

766LCL FRAME LONG DAYBED -  
 LEFT HAND

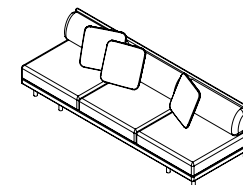
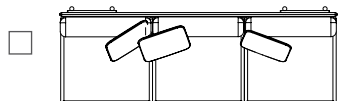


766LCR FRAME LONG DAYBED -  
 RIGHT HAND



Cushions: 3x seat, 2x back,  
 1x arm, 2x small throw  
 W265.5 x D86 x H74.5 cm  
 W104 1/2 x D34 x H29 1/3 "

766LD FRAME LONG SOFA - NO ARMS  
 Cushions: 3x seat, 3x back,  
 3x small throw  
 W256.5 x D91 x H74.5 cm  
 W101 x D35 4/5 x H29 1/3 "



O  
4  
F  
R  
A  
M  
E  
W  
O  
R  
K  
S  
H  
E  
E  
T

DATE:

ORDER ID:

CLIENT NAME:

# OF BRASS TRAYS:

Please draw your chosen configuration overleaf, or alternatively,  
 select one or more of the modules or common configurations.

By signing below, the client confirms the configuration of the unit  
 ordered.

\_\_\_\_\_  
 Client signature

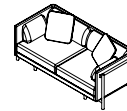
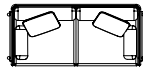
\_\_\_\_\_  
 Date

\_\_\_\_\_  
 Sales Associate signature

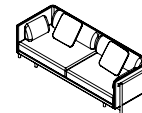
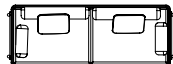
\_\_\_\_\_  
 Date

**COMMON CONFIGURATIONS**

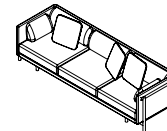
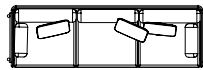
766SA FRAME SHORT SOFA WITH ARMS  
 Cushions: 2x seat, 2x back,  
 2x arm, 2x small throw  
 W188 × D86 × H74.5 cm  
 W74 × D34 × H29 1/3 "



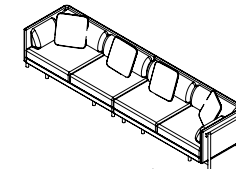
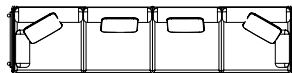
766MA FRAME MEDIUM SOFA WITH ARMS  
 Cushions: 2x seat, 2x back,  
 2x arm, 2x small throw  
 W238 × D86 × H74.5 cm  
 W93 3/4 × D34 × H29 1/3 "



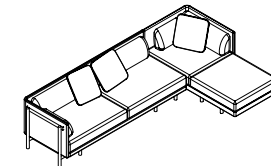
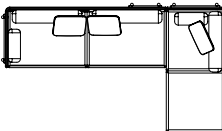
766LA FRAME LONG SOFA WITH ARMS  
 Cushions: 3x seat, 3x back  
 2x arm, 3x small throw  
 W273 × D86 × H74.5 cm  
 W107 1/2 × D34 × H29 1/3 "



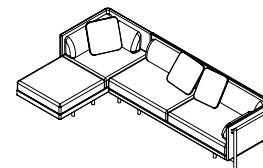
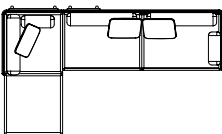
766SBL + 766SBR  
 Cushions: 4x seat, 4x back,  
 2x arm, 4x small throw  
 W361 × D86 × H74.5 cm  
 W142 1/8 × D34 × H29 1/3 "



766SCL + 766MBL

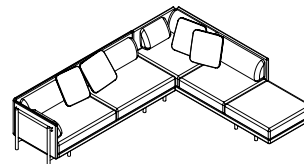
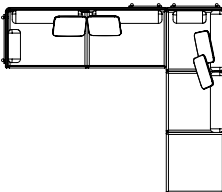


766SCR + 766MBR

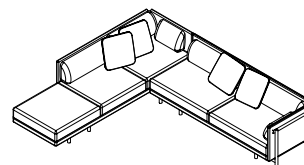
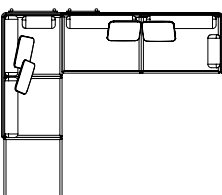


Cushions: 4x seat, 3x back,  
 2x arm, 3x small throw  
 W321.5 × D91 × H74.5 cm  
 W126 2/3 × D35 4/5 × H29 1/3 "  
 chaise: L180.5 × D86 cm | L71 ×  
 D34 "

766LCL + 766MBL



766LCR + 766MBR

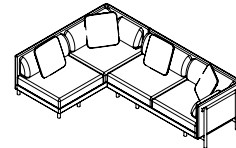
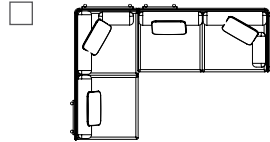


Cushions: 5x seat, 4x back,  
 2x arm, 4x small throw  
 W321.5 × D91 × H74.5 cm  
 W126 2/3 × D35 4/5 × H29 1/3 "  
 chaise: L265.5 × D86 cm | L104 1/2 ×  
 D34 "

0  
5  
F  
R  
A  
M  
E  
W  
O  
R  
K  
S  
H  
E  
E  
T

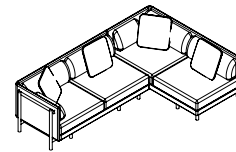
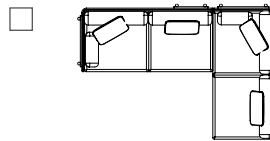
**COMMON CONFIGURATIONS**

766SBR+ 766SBR

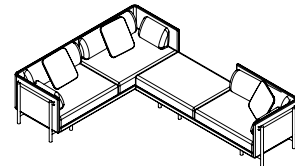
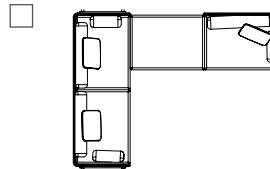


766SBL+ 766SBL

Cushions: 4x seat, 4x back,  
2x arm, 4x small throw  
W271.5 x D91 x H74.5 cm  
W107 x D35 4/5 x H29 1/3 "  
chaise length 180.5 cm | 71 "

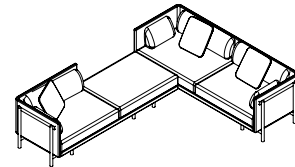
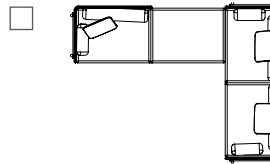


766MCR + 766MA

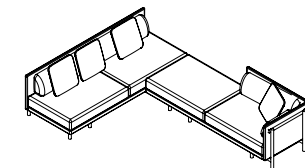
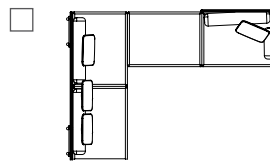


766MCL + 766MA

Cushions: 4x seat, 3x back,  
3x arm, 3x small throw  
W321.5 x D91 x H74.5 cm  
W126 2/3 x D35 4/5 x H29 1/3 "  
chaise: L238 x D86 cm | L90 3/4 x  
D34 "

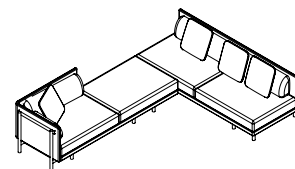
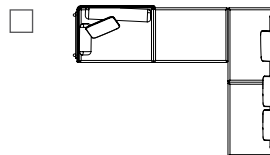


766MCR + 766MD



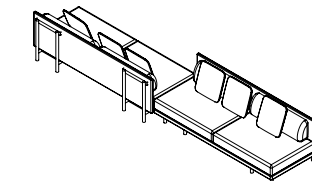
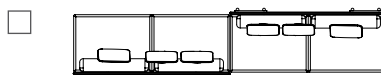
766MCL + 766MD

Cushions: 4x seat, 3x back,  
1x arm, 4x small throw  
W321.5 x D86 x H74.5 cm  
W126 2/3 x D34 x H29 1/3 "  
chaise: L221.5 x D91 cm | L87 1/5 x  
D35 4/5 "



766MD + 766MD

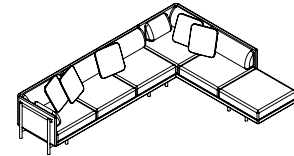
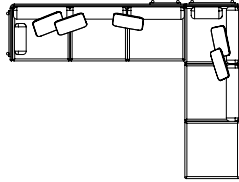
Cushions: 4x seat, 4x back,  
6x small throw  
W443 x D91 x H74.5 cm  
W174 1/2 x D35 4/5 x H29 1/3 "



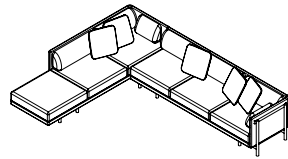
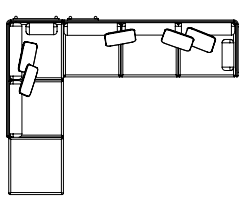
0  
6  
F  
R  
A  
M  
E  
W  
O  
R  
K  
S  
H  
E  
E  
T

**COMMON CONFIGURATIONS**

766LCL + 766LBL

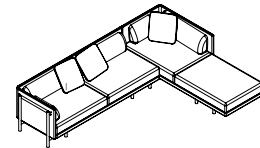
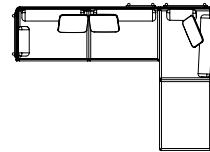


766LCR + 766LBR

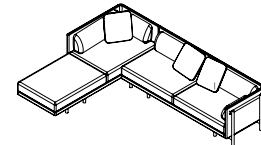
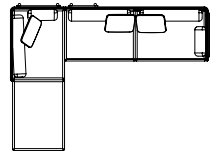


Cushions: 6x seat, 5x back,  
2x arm, 5x small throw  
W356.5 x D91 x H74.5 cm,  
W140 1/3 x D35 4/5 x H29 1/3 "  
chaise: L265.5 x D86 cm |  
L104 1/2 x D34 "

766MBL + 766MCL



766MBR + 766MCR



Cushions: 4x seat, 3x back,  
2x arm, 3x small throw  
W321.5 x D91 x H74.5 cm,  
W126 2/3 x D35 4/5 x H29 1/3 "  
chaise: L230.5 x D86 cm |  
L90 3/4 x D34 "

0  
7  
F  
R  
A  
M  
E  
W  
O  
R  
K  
S  
H  
E  
E  
T

DATE:

ORDER ID:

CLIENT NAME:

# OF BRASS TRAYS:

Please draw your chosen configuration overleaf, or alternatively, select one or more of the modules or common configurations.

By signing below, the client confirms the configuration of the unit ordered.

\_\_\_\_\_  
Client signature Date

\_\_\_\_\_  
Sales Associate signature Date